













# PRO Landscape Version 11 – What's New



## GENERAL

-  **Dashboard Interface.** PRO Landscape just got easier to use thanks to the new Dashboard Interface. The PRO Landscape Dashboard provides you with a single, easy-to-use interface to all three PRO Landscape modules (Image Editor, Planner, and Proposal) as well as the Tutorials.
-  **Tutorials.** PRO Landscape has added a number of new tutorials covering key features and functionality of PRO Landscape.

## IMAGE EDITOR

- **Hundreds of  and Improved Images.** PRO Landscape now contains over 4000 of the industry's best quality images. Version 11 includes new plants for all zones, hardscapes, water features, and more.
-  **Seasonal Changes.** PRO Landscape is the first landscape design software package that allows you to change the seasons of your projects.
-  **Slope Tool.** You can now automatically curve the bottom of any wall to adjust it to the slope of the surrounding terrain.
-  **Time Lapse Viewing.** Gives you three different project viewing options which can also be saved as AVI movie files to share with your customers. These viewing options include:
  - View before/after of entire project
  - View before/after by layer
  - View growth from initial planting to ten years later
-  **Automatic Edging Tool.** Allows you to automatically draw any color or width edging around a landscape bed.
-  **Holiday Lighting Features!** PRO Landscape has added numerous holiday objects including light displays and Linkables from Brite Ideas Decorating.
-  **Image Adjustment Tools!** Now you can adjust your images in several different ways including:
  - Change the color of any object or pattern
  - Change the brightness, contrast, etc. of individual or groups of objects
-  **Edge Softening Tool.** This new tool allows you to better blend images in with other objects.
-  **Last Used Command.** Allows you to quickly repeat the last command given. For example, it can be used to place the same plant again, or to paint in an area of mulch, then paint a second area.
-  **Multiple Object Substituting.** Allows you to replace multiple objects of one type with that of another type.

## Planner

-  **Picture Annotations.** This powerful feature allows you to add pictures from Image Editor directly onto your CAD drawings. Adds that little something extra for impressive CAD drawings.
- **Updated AutoCAD filters.** Import the latest AutoCAD or other CAD files in both the DWG and DXF format.
-  **Symbol Shadowing Options.** Now, with a simple process you can enhance the look of your CAD symbols with shadows of varying size and color.

# PRO Landscape Version 11 – What's New

- **NEW! and Improved Callouts.** PRO Landscape has added additional callout features including:
  - New Callouts with a picture of the plant (large or small image)
  - New naming options: common name, botanical name, common/botanical or botanical/common
- **NEW! and Improved Retaining Wall Tools.** PRO Landscape has enhanced its retaining wall tools. These enhancements include the ability to:
  - Fill retaining walls with a pattern.
  - Inquire object to show linear feet and face area.
  - Specify different starting and ending wall heights.
  - New wall calculator – Calculates the face area of the wall based on your input.
- **NEW! Soldier Course Look for Pavers:** New tool automatically places brick edging along the sides of a paver path.
- **Improved Ability to Scale a Survey or Plot Plan.** You can now import and scale a survey or site plan in a simple two-step process.
- **NEW! CAD Symbols for Water Features.** PRO Landscape has added a number of CAD symbols representing the latest water feature additions.
- **NEW! CAD Symbols for Upright Objects.** New symbol library makes it easy to show elevation views of plants or other entryways.
- **NEW! Content Explorer Organizational Options.** You can now alphabetize symbols by both common and botanical name in the Content Explorer.
- **NEW! Save as PDF Option.** You can now save your CAD project in the widely used Adobe Portable Document Format (PDF).
- **Multi-User Network Support.** You can now move the symbol libraries to your network if you are sharing your symbols with multiple users.

## Proposal

- **NEW! Report Templates and Improved Project Printing.** This feature makes it even easier to put together a professional looking sales presentation for your customer. Improved project printing allows you to print a cover sheet, bid, plant information report and material list with only a single click.
- **NEW! Object Based Automatic Pricing.** Option to automatically price labor, installation, delivery and guarantee for the same size objects. For example, this feature would be used to set the same labor price for every 1 gallon deciduous shrub.
- **NEW! Project Wide Discount Options.** This new feature provides an option to discount an entire bid at once. Also included is the ability to apply a customer a discount for your proposed project
- **NEW! Project Report Picture Flexibility.** PRO Landscape users can now select the picture you want to use with your report. For example, you could actually create the bid from the Planner project, while using the picture from Image Editor in your project report.
- **NEW! Export to SLICEplus®.** Now you can export your estimate to SLICEplus® software from Slice Technologies.